



District Report Card: 2017


State: Andhra Pradesh	District: Nellore
Class: 8	Subject: Language
Schools: 51	Students: 1204


Participation/Coverage


Students

GENDER 	Boys		Girls	
	Number	%	Number	%
	617	51.25	587	48.75

AREA 	Rural		Urban	
	Number	%	Number	%
	1028	85.38	176	14.62

CATEGORY 	SC		ST		OBC		GEN	
	Number	%	Number	%	Number	%	Number	%
	369	30.65	208	17.28	520	43.19	107	8.89

CWSN 	LD	VI	HI	S&LD	ID	Oth
	5	4	0	0	3	7

Management 	Government		Government-aided	
	Number	%	Number	%
	1184	98.34	20	1.66

Average Performance of Students in Language (%)

Overall	Gender		Area		Management		Social Group			
	Male	Female	Rural	Urban	Govt.	Aided	SC	ST	OBC	GEN
56.32	56.74	55.88	56.58	54.77	55.81	86.67	54.98	53.11	58.00	59.00

Performance on Learning Outcomes (LOs)

Learning Outcomes	Description	Average Performance(%)
L813	Read textual/non-textual materials with comprehension and identifies the details, characters, main idea and sequence of ideas and events while reading	56.32

Range of Performance of Students who Answered Correctly							
Below 30%		30% - 50%		50% - 75%		Above 75%	
Number	%	Number	%	Number	%	Number	%
165	13.70	298	24.75	486	40.37	255	21.18

Lowest Performing Learning Outcomes (LOs)

1 - Read textual/non-textual materials with comprehension and identifies the details, characters, main idea and sequence of ideas and events while reading (56.32)